



DEPARTMENT OF
FOREST
WEST BENGAL

WEBSITE USER MANUAL

(For Inquiry Officer)

CONTENTS

1. SCHEMATIC.....	2
2. HOME.....	3
3. APPLICATION.....	4
4. Download Inquiry Report.....	6
5. Profile.....	7
6. Log Out.....	7

Application for Clearance Certificate and Felling of Trees in Non-Forest area for Developers (For Inquiry Officer)

1. SCHEMATIC

West Bengal Forest Department

Screen Reader Access A+ A A-

Home Rules Forms Procedures Help

Application for Permission of Clearance Certificate and Felling of Trees in Non-Forest area for Developer


Under Provision of the West Bengal Trees (Protection & Conservation in Non Forest Areas Act, 2006)

- 1 Registration →
- 2 Client Area (Profile, New Application and Application Status) →

Official Login

Department of Forests, Government of West Bengal

Click here for log in and give your registered email id and password.



YOUR NAME

- Home → To see dashboard
- Application → To see application
- Download Inquiry Report Form → To download form
- My Profile → To see profile details
- LogOut → To quit account

2. Home: Dashboard is shown here with 3 boxes.

New Application Received
for Verification

4

Inquiry Report Uploaded
by IO

2

Application Verification
Pending

2

3. Application:

Application Details

Show entries Search:

S.N.	APP. ID	NAME OF THE PERSON / AGENCY / DEPARTMENT	DISTRICT	BLOCK	DIVISION	REPORT STATUS
1	9682323700 07-01-2022	f	C	D	C	Inquiry Report Upload Pending
2	2000000000 30-12-2021	demo	k	k	l	Inquiry Report Uploaded
3	5000000000 09-12-2021	r	l	B	N	Inquiry Report Uploaded
4	5000000000 28-10-2021	f	C	F		Inquiry Report Upload Pending

Showing 1 to 4 of 4 entries Previous **1** Next

Application can be seen by respective Inquiry Officer by clicking anyone of Application IDs.

REPORT STATUS
Inquiry Report Upload Pending
Inquiry Report Uploaded
Inquiry Report Uploaded
Inquiry Report Upload Pending

Click and get this window to upload report.

Report Upload Company Name : fvgbd

Inquiry Report Upload (Only PDF)

No file chosen


Verified Registration MAP Upload (Only PDF)

No file chosen

REPORT STATUS
Inquiry Report Upload Pending
Inquiry Report Uploaded
Inquiry Report Uploaded
Inquiry Report Upload Pending

Click here to view uploaded report.

Report Upload Company Name : demo

 [View Report](#)

Inquiry Report Upload (Only PDF)
 No file chosen

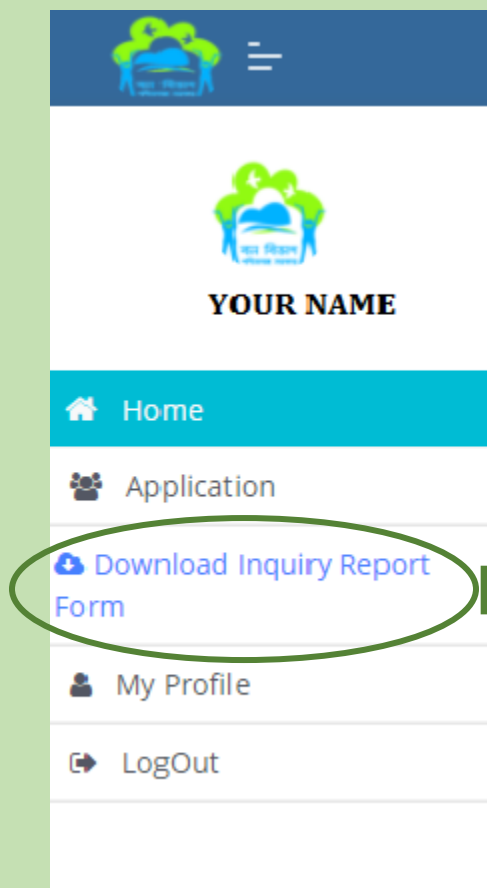
Verified Registration MAP Upload (Only PDF)
 No file chosen



Get report

4. Download inquiry report:

Click here to download inquiry form- Form-II for Certificate for felling of trees in Non-Forest area.



The image shows a document titled 'Form II' with the following text:

Form II
Inquiry Report / Inquiry For Certificate of Clearance For Felling of Trees in Non-Forest Areas
[See Rules 4(3) (f) and 7 (4)]

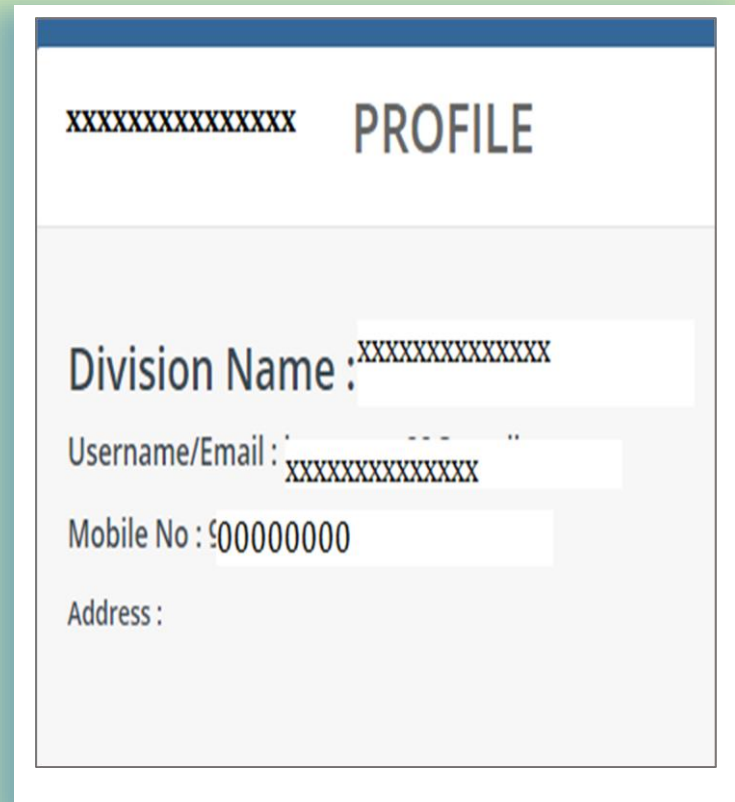
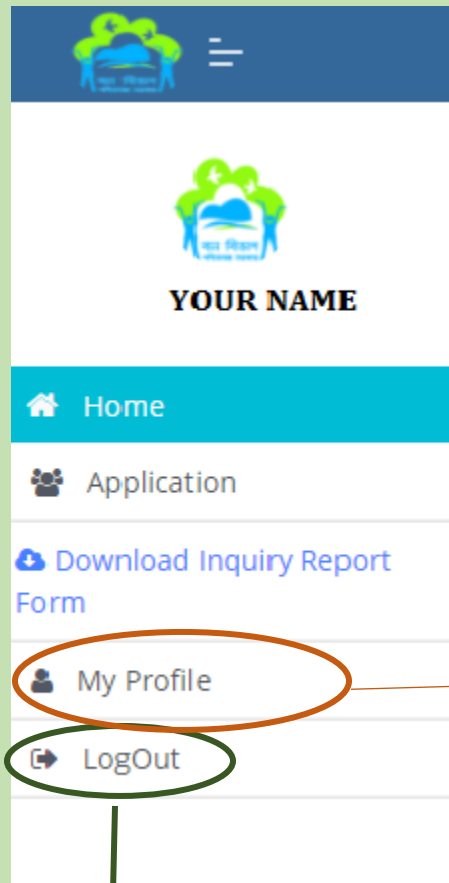
(1) Date of Receipt of the Application in Form I (A) / Form I (B)
(2) Enquiry conducted on :
(3) Enquiry conducted at :
(4) Enquiry conducted in presence of :

Name	Identity	Signature with date
	Applicant	
	Local prominent person	

(5) Findings : [General]

5. My profile:

One can see the profile details from here.



6. Log Out:

To log out from your account click here.

7. Process of Field Inquiry:

- a. Inquiry will be completed within stipulated period as communicated. The Inquiry Officer may also invite some local prominent person to be present during the inquiry.
 - b. Inquiry Officer may also consult and consider the report of Gram Panchayat, or Municipality or Municipal Corporation or notified area authority or the industrial township as the case may be.
- 8.** The Inquiry Officer will submit his report to the competent authority in Form II within stipulated period.
- 9.** After scrutiny, the competent authority will approve the plantation plan in “quadruplicate” under his signature with proper stamp and seal and issue the certificate of clearance in Form IV within stipulated period. This report along with enquiry Report will be made accessible through the system & e-mail.